



**TELESCOPIC HANDLER | RANGE**



## BUILDING THE ULTIMATE RANGE.

**Ever since JCB was founded by Joseph Cyril Bamford in a small garage in Staffordshire in 1945, innovation has driven our machines and our thinking. Of course we've grown since then – to employ over 10,000 people across 4 continents – but innovation remains at the heart of everything we do.**

### **A history of innovation**

We've been innovating since day one, and we've always cultivated a uniquely fearless approach to design. Indeed, we've invented whole new genres of machinery – the backhoe loader and the telehandler for example – and revolutionised others like the tractor or skid steer loader.

### **The best backup in the business**

A key component of any JCB machine is peerless backup and support: our 2,000-strong global dealership and service network keeps the customer at the centre of everything we do, in over 150 countries worldwide. Our World Parts Centre, meanwhile, aims to deliver anywhere on earth within 24 hours.

### **Success by the million**

Every JCB is designed and built to offer ultimate productivity, durability, efficiency, safety, comfort and reliability, so it's perhaps not surprising that we've just built our millionth machine. As you'd expect from such an innovative company though, we won't be resting on our laurels.

### **JCB Loadall**

Since jcb first pioneered the idea of the telescopic handler back in 1977, we've been producing machines that can handle the toughest tasks with reassuring ease. Our latest range of Loadalls follows in this tradition, offering a selection of models designed specifically to provide total productivity.





# 516-40 TELESCOPIC HANDLER.

## 1. Three machines in one

This innovative machine is effectively a skid steer, wheel loading shovel and forklift all in one compact package.

## 2. Packing a punch

You might be surprised by the performance of this little Loadall; lift capacity is 1.6 tonnes up to 4m, and reach is 1 tonne up to 2m.

## 3. A great place to work

In spite of its diminutive dimensions, the 516-40 still offers a full-size cab for all-day comfort. This is made possible by our low offset boom design.

## 4. Excelling everywhere

Compact dimensions and footprint, combined with a low 1.8m machine height, help make this Loadall extremely agile, even inside buildings.

## 5. Unique design

With a revolutionary offset single-spine chassis, the 516-40 is incredibly versatile and manoeuvrable.

## 6. Getting to grips

JCB's hydrostatic transmission system helps to ensure great traction and excellent controllability.



The auxiliary service has an adjustable constant flow, allowing operators to programme their desired flow rate for operating attachments.



Lift capacity is impressive for such a small machine.



Selection of attachments available.



JCB's Adaptive Load Control system automatically prevents overturning forwards during heavy load handling.



Excellent visibility.



Excellent manoeuvrability.



		516-40
Maximum lift height	m	4.05
Maximum lift capacity	kg	1600
Maximum forward reach	m	2.54
Lift capacity at full reach	kg	750
Overall height	m	1.8
Overall width over tyres	m	1.56
Overall length to front carriage	m	3.23
Engine (gross)	hp (kW)	35 (47)

# 520-40/520-50/524-50 TELESCOPIC HANDLER.

## 1. The vision to succeed

JCB telehandlers benefit from a forward cab position; the resulting all-round visibility helps operators achieve maximum productivity.

## 2. Full-size cab

Our distinctive low offset boom design allows us to install a proper-sized cab in our Loadalls for high levels of comfort.

## 3. Simple servicing

We've designed our telehandler range so that all routine servicing and maintenance is easy and efficient.

## 4. The sum of its parts

For ultimate reliability and performance, we design and build all the key components of these machines, like engines, axles and transmissions.

## 5. Operator environment

Controls are properly thought-out and ergonomically positioned to reduce operator fatigue. Optional air conditioning helps to create the perfect workplace.

## 6. Manoeuvrability

Because JCB Loadalls have compact wheelbases and tight steering lock angles, you can operate with speed and efficiency everywhere.





Excellent manoeuvrability in tight spaces.



Lift capacity is impressive for such a small machine.



Lift heights from 4m-5.3m.

		520-40	520-50	524-50
Maximum lift height	m	4.04	5.0	5.3
Maximum lift capacity	kg	2000	2000	2400
Maximum forward reach	m	2.59	2.82	2.9
Lift capacity at full reach	kg	1000	750	1250
Overall height	m	1.97	2.12	2.1
Overall width over tyres	m	1.56	1.84	2.0
Overall length to front carriage	m	3.38	3.59	3.9
Engine (gross)	hp (kW)	49 (36.3)	74 (55)	74 (55)

# 527-58 TELESCOPIC HANDLER.

## 1. Made to work hard

The 527-58's boom is designed to be strong enough to cope with the rigours of any construction site.

## 2. DIESELMAX performance

JCB's DIESELMAX engine produces its power and torque at low revs for great performance, productivity and economy.

## 3. Compact dimensions

At just 2m wide and 2m high, the 527-58 will fit through low narrow doorways to access even the smallest buildings on site.

## 4. Manoeuvrability

Because JCB Loadalls have compact wheelbases and tight steering lock angles, you can operate with speed and efficiency everywhere.

## 5. Spacious and safe


Our unique offset boom design allows for a side-entry cab, with all the comfort and security that brings whilst providing excellent visibility.

## 6. Built around the operator

A comfortable operator is a productive one, so the seat and steering column are fully adjustable; controls are intelligently grouped for instinctive use.







Low mounted off-set boom provides excellent visibility.



Compact dimensions perfect for low access.



Rough terrain capabilities.



Fast and precise control with single lever servo control and proportional auxiliaries.



3m forward reach for placement deep inside containers.



1.25 tonnes lift capacity at full reach.

		527-58
Maximum lift height	m	5.8
Maximum lift capacity	kg	2700
Maximum forward reach	m	3
Lift capacity at full reach	kg	1250
Overall height	m	2
Overall width over tyres	m	2.04 (Low cab 20" tyres) 2.10 (Standard Cab 24" tyres)
Overall length to front carriage	m	4.42
Engine (gross)	hp (kW)	85 (63)

# 531-70/541-70 TELESCOPIC HANDLER.

## 1. Tough, versatile boom

Our two-stage boom is designed for great lift and reach. It's also made from an extremely durable inverted U-shaped pressing with fully welded closing plates.

## 2. Low cost of ownership

JCB's DIESELMAX engine is low-maintenance, durable and economical, offering optimum productivity and economy.

## 4. Creating the perfect Loadall

We've got a huge choice of attachments, all designed to complement and tailor the performance of your machine to your exact requirements.

## 5. Rehandling anything

The combination of manoeuvrability, durability and performance makes the 531-70 and 541-70 ideal candidates for rehandling applications.

## 3. A great investment

A JCB 531-70 or 541-70 is a great asset – huge global demand plus legendary productivity and superb build quality equals maximum resale value.

## 6. In harmony

We design and build the engine, transmission, hydraulic rams and cab of every telehandler; these key components therefore work together perfectly. 'The only truly vertical integrated telescopic handler' and a 'one stop shop for parts and service'.



Easy service access.



Slam shut top door.



Fast and precise control with single lever servo control and proportional auxiliaries.



Our two-stage boom is designed for great lift and reach.



Huge choice of attachments.

		531-70	541-70
Maximum lift height	m	7	7
Maximum lift capacity	kg	3100	4100
Maximum forward reach	m	3.7	3.7
Lift capacity at full reach	kg	1250	1250
Overall height	m	2.49	2.49
Overall width over tyres	m	2.23	2.23
Overall length to front carriage	m	4.99	4.99
Engine (gross)	hp (kW)	85 (63) standard 74.2 & 97kW options	85 (63) standard 74.2 & 97kW options

# 535-95/533-105 TELESCOPIC HANDLER.

## 1. Full-sized performance

A full-size 3-stage telescopic boom means you can expect huge reach and great productivity on these machines.

## 3. A strong boom

The boom is mounted low in the chassis, which creates a rigid overall structure. Boom overlaps of over 1.0m guarantee ultimate strength and durability.

## 4. Keeping costs down

The running costs of a JCB Loadall are comparatively low: for example, our dry lubricant system increases wear pad durability for 500-hour service intervals.

## 2. Compact yet stable

Despite its compact, manoeuvrable wheelbase, a 535-95 or 533-105 is extremely stable, and capable of big lift heights.

## 5. Working together

Every major part works in harmony because all key components like engines, transmissions, hydraulic rams and cabs are specially designed and built right here at JCB.

## 6. In demand

JCB telehandlers are the most sought-after in the world – amongst other things, this helps to keep residuals high.



Excellent lift capacity and visibility.



High back-off brakes reduce viscous drag during roading and rehandling which improves fuel economy by up to 2%.

		535-95	533-105
Maximum lift height	m	9.5	10.22
Maximum lift capacity	kg	3500	3300
Maximum forward reach	m	6.52	6.91
Lift capacity at full reach	kg	500	1000
Overall height	m	2.49	2.49
Overall width over tyres	m	2.36	2.36
Overall length to front carriage	m	4.99	5.38
Engine (gross)	hp (kW)	75 (55)	75 (55)

535-95 and 533-105 engine is standard 55kW (75hp) with 81 and 93kW options

# 535-I25 HIVIZ/535-I40 HIVIZ TELESCOPIC HANDLER.

## 1. Class-leading visibility

By reducing the boom height, and by making the boom section as much as 13% more compact than usual, our HI-VIZ Loadalls enjoy 10% better all-round visibility, making them best in class.

## 2. Durable DIESELMAX

With over 200,000 units produced worldwide, the JCB DIESELMAX engine design offers tried, tested and proven productivity.



## 3. All the moves

Combining three selectable steer modes and an extra-compact wheelbase, JCB HI-VIZ Loadalls are extremely manoeuvrable.

## 4. Innovative boom design

Although our HI-VIZ Loadall booms are modified for ultimate visibility, they're just as strong as ever by virtue of innovative construction techniques and material choices.

## 6. Easy servicing

A large, wide service bay – easily accessed by a gas-assisted bonnet – allows operators to inspect three sides of the engine quickly and safely.

## 5. The world's number one telehandler

JCB telehandlers are the worldwide market leader for many good reasons. A by-product of this popularity is excellent resale values.



A wide range of attachments available.



4 wheel steer provides excellent manoeuvrability.



Heavy-duty axle feet help absorb the stresses generated during material rehandling applications.



Our class-leading hydraulics will give you the fastest cycle times.



On our three and four stage boom machines we fit stabilisers for increased stability and lift performance.



Designed for comfort.

		535-125 HIVIZ	535-140 HIVIZ
Maximum lift height	m	12.28	13.78
Maximum lift capacity	kg	3500	3000
Maximum forward reach	m	8.10	9.70
Lift capacity at full reach	kg	1150	1250
Overall height	m	2.59	2.59
Overall width over tyres	m	2.35	2.35
Overall length to front carriage	m	5.8	6.23
Engine (gross)	hp (kW)	85 (63)	85 (63)

535-125 and 535-140 engine is standard 63kW (85hp) with 74.2 and 97kW options.

# 540-140/540-170 TELESCOPIC HANDLER.

## 1. 4-stage boom

The 540-140's and 540-170's prodigious lifting height comes courtesy of a tough inverted U-shaped 4-stage telescopic boom.

## 2. Saving time on site

In spite of great lifting performance, the 540-140 & 540-170 benefits from a relatively compact wheelbase and large steering lock angles for excellent manoeuvrability.

## 3. Durability to the MAX

Our DIESELMAX engines are built tough; we've built over 200,000 units since 2004, fitting them to a variety of machines across different applications and environments.

## 6. Residual benefits

There's simply no telescopic handler on earth that's as sought-after as a JCB Loadall, which means resale values remain high.

## 4. The world's number one telehandler

JCB telehandlers are the worldwide market leader for many good reasons. A by-product of this popularity is excellent resale values.

## 5. Ideal for rehandling

Our hydraulic extension ram design is the perfect setup for performing rehandling applications.







Opt for front and top screen roof guards for added protection from falling objects.



Designed for comfort.



JCB quickhitch system makes changing attachments quick and easy.



Heavy weight axle feet absorb stresses.

		540-140	540-170
Maximum lift height	m	13.80	16.7
Maximum lift capacity	kg	4000	2500
Maximum forward reach	m	9.25	12.50
Lift capacity at full reach	kg	1250	600
Overall height	m	2.59	2.69
Overall width over tyres	m	2.35	2.44
Overall length to front carriage	m	6.25	6.36
Engine (gross)	hp (kW)	85 (63)	100 (74.2)

540-140 engine is standard 55kW (85hp) with 81 and 93kW options. 540-170 engine is standard 74.2kW (100hp) with 97kW options.

# 540-200 TELESCOPIC HANDLER.

## 1. 5-stage boom

Our 5-piece boom design combines a hydraulic ram and chains to extend or retract all of its sections proportionally in one fast, smooth movement.

## 2. More than a Loadall

The range-topping reach of the 540-200 provides crane-like lifting performance, potentially saving you from hiring additional machinery.

## 3. One of a kind

The JCB 540-200 is Europe's only rigid-frame 20m-lift telescopic handler.



## 6. Swaying towards stability

Because our sway chassis keeps it level on uneven ground, the 540-200 can be used in a variety of conditions and applications.

## 5. Trusted technology

This Loadall is fitted with a JCB DIESELMAX engine; there are 200,000 units in service around the world, and the DIESELMAX design has now completed over 600 million hours of hard work.

## 4. Innovative hydraulics

Regenerative hydraulics use gravity to allow the lower and retract of the boom to be faster without having to increase engine speed.



Range-topping 20m reach.



Formidable forward reach capability means the 540-200 can reach across typical building foundations with ease.



Sway chassis keeps machine level on uneven ground.



Boom mounted low in chassis gives excellent visibility.

		540-200
Maximum lift height	m	20
Maximum lift capacity	kg	4000
Maximum forward reach	m	15.9
Lift capacity at full reach	kg	200
Overall height	m	2.72
Overall width over tyres	m	2.44
Overall length to front carriage	m	6.81
Engine (gross)	hp (kW)	100 (74.2)

540-200 engine is standard 74.2kW (100hp) with 85kW (114hp) an option.

# 550-80 WASTEMASTER.

## 1. High capacity

JCB's 550-80 is the heaviest-lifting Loadall in our European range. It's got excellent lift capacity at reach too.

## 2. Breaking new ground

With a huge 65kN (6.5 Tonnes) breakout force, you get wheeled loading shovel performance from a machine with an 8m lift height.

## 3. Bulk handling

A tough Z-bar linkage, 5-tonne lift capacity and a powerful EcoMAX engine make this Loadall ideally suited to bulk handling applications.

## 5. Ultimate performance

The 550-80's new Z-bar linkage makes this our toughest-ever telescopic boom, while our new fast-flow oil return improves cycle times by speeding up boom lowering and retraction.

## 4. Powered by DIESELMAX

Our DIESELMAX engine produces its power and torque at low revs for fuel-efficient matching of the motor and hydraulics.

## 6. Getting around

Its compact wheelbase and tight steering lock angles make the 550-80 extremely manoeuvrable for its large capacity.



Best-in-class comfort with one of the largest cabs in the industry. The cab conforms to ROPS ISO 3471 and FOPS ISO 3449 and puts the operator firmly in control.



Servo single-lever joystick



Highly efficient ventilation system.



		550-80
Maximum lift height	Fixed / Sway m	8.1
Maximum lift capacity	kg	4999
Maximum forward reach	m	4.47
Lift capacity at full reach	kg	1500
Overall height	m	2.5
Overall width over tyres	m	2.5
Overall length to front carriage	m	5.27
Engine (gross)	hp (kW)	125 (93)

550-80 engine is standard 97kW with 108kW an option

## ATTACHMENTS.

FROM BUCKETS, SHOVELS, HYDRAULIC POWERPACKS AND TOOLS, TO SPECIALISED PRODUCTS FOR A HUGE RANGE OF APPLICATIONS LIKE SORTING AND DEMOLITION, OUR GENUINE JCB ATTACHMENTS CAN BE PERFECTLY MATCHED TO ANY MACHINE. THEY'RE BACKED BY OUR WORLDWIDE SERVICE TEAM TOO.



Sweeper collector.



Shovel.



Clamp.



Crane hook.



Multi-shovel.





# LIVELINK, WORK SMARTER.

**LIVELINK IS AN INNOVATIVE SOFTWARE SYSTEM THAT LETS YOU MANAGE JCB MACHINES REMOTELY – ONLINE, BY EMAIL OR BY MOBILE PHONE. ACCESS EVERYTHING FROM MACHINE ALERTS TO FUEL REPORTS AND HISTORY INFORMATION, WITH ALL DATA STORED AT A SECURE CENTRE.**

## Productivity and cost benefits

By providing information like idle time monitoring and machine fuel consumption, JCB Livelink helps reduce your fuel usage, saving money and improving productivity. Machine location information can help improve efficiency and perhaps even reduce insurance costs.



## Maintenance benefits

Manage machine maintenance easily – accurate hours monitoring and service alerts improve maintenance planning, while real-time location data helps you manage your fleet. Critical machine alerts and maintenance history records are also available.



## Security benefits

Livelink's real-time geofencing alerts tell you when machines move out of predetermined zones, and real-time curfew alerts inform you of unauthorised usage. Further benefits include real-time location information, advanced ECU matching (pairs Livelink with the immobiliser or ECU), and PIN code management (to remotely authorise usage – perfect for plant hire).





# VALUE ADDED.

JCB'S WORLDWIDE CUSTOMER SUPPORT IS FIRST CLASS. WHATEVER YOU NEED AND WHEREVER YOU ARE, WE'LL BE AVAILABLE QUICKLY AND EFFICIENTLY TO HELP MAKE SURE YOUR MACHINERY IS PERFORMING TO ITS FULL POTENTIAL.



1

**1** Our Technical Support Service provides instant access to factory expertise, day or night, while our Finance and Insurance teams are always on hand to provide fast, flexible, competitive quotes.

**2** The global network of JCB Parts Centres is another model of efficiency; with 16 regional bases, we can deliver around 95% of all parts anywhere in the world within 24 hours. Our genuine JCB parts are designed to work in perfect harmony with your machine for optimum performance and productivity.



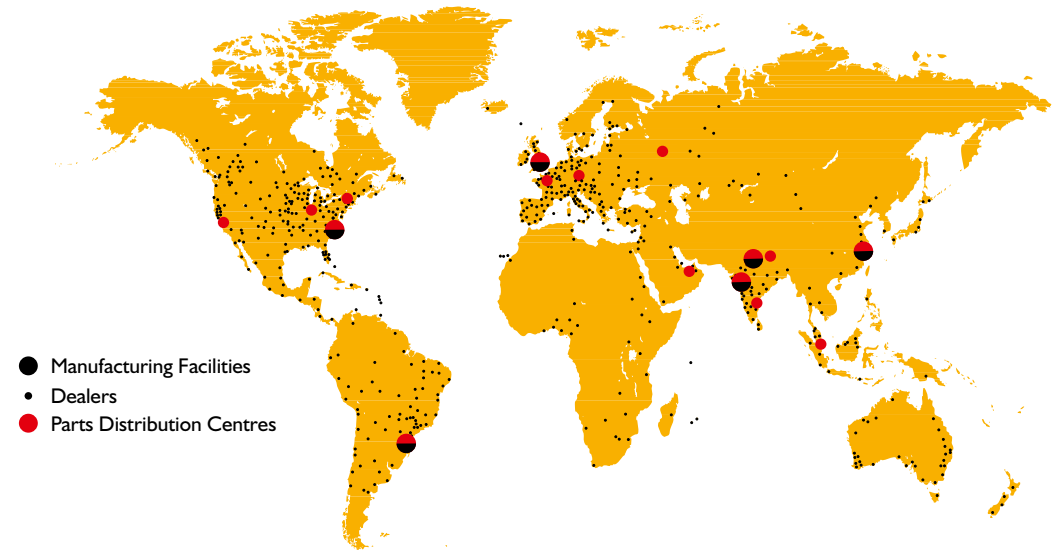
2

**3** JCB Assetcare offers comprehensive extended warranties and service agreements, as well as service-only or repair and maintenance contracts. Irrespective of what you opt for, our maintenance teams around the world charge competitive labour rates, and offer non-obligation quotations as well as fast, efficient insurance repair work.



3

*Note: JCB LIVELINK and JCB ASSETCARE may not be available in your region, so please check with your local dealer.*



- Manufacturing Facilities
- Dealers
- Parts Distribution Centres







**ONE COMPANY, OVER 300 MACHINES.**

Your nearest JCB dealer

**TELESCOPIC HANDLER RANGE**

JCB Sales Limited, Rokester, Staffordshire, United Kingdom ST14 5JP.  
 Tel: +44 (0)1889 590312 Email: salesinfo@jcb.com  
 Download the very latest information on this product range at: [www.jcb.com](http://www.jcb.com)

©2009 JCB Sales. All rights reserved. No part of this publication may be reproduced, stored in a retrieval system, or transmitted in any form or by any other means, electronic, mechanical, photocopying or otherwise, without prior permission from JCB Sales. All references in this publication to operating weights, sizes, capacities and other performance measurements are provided for guidance only and may vary dependant upon the exact specification of machine. They should not therefore be relied upon in relation to suitability for a particular application. Guidance and advice should always be sought from your JCB Dealer. JCB reserves the right to change specifications without notice. Illustrations and specifications shown may include optional equipment and accessories. The JCB logo is a registered trademark of J C Bamford Excavators Ltd.

